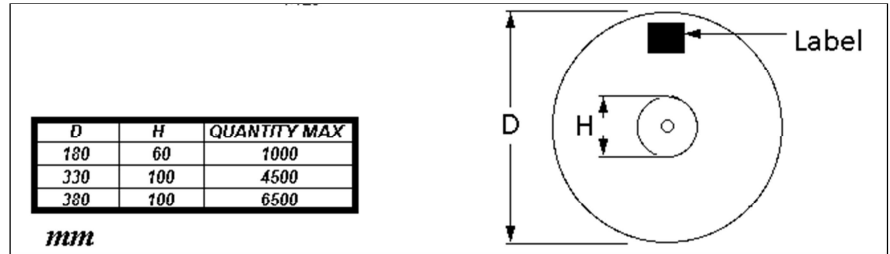

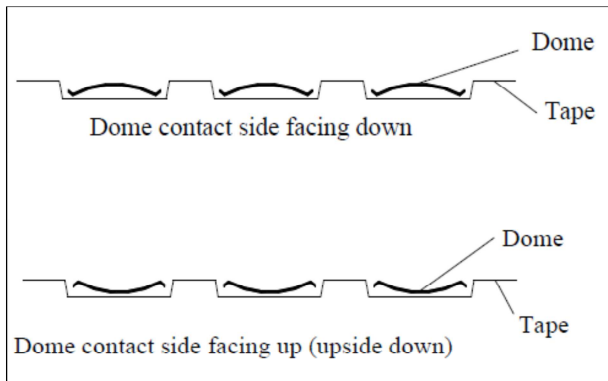


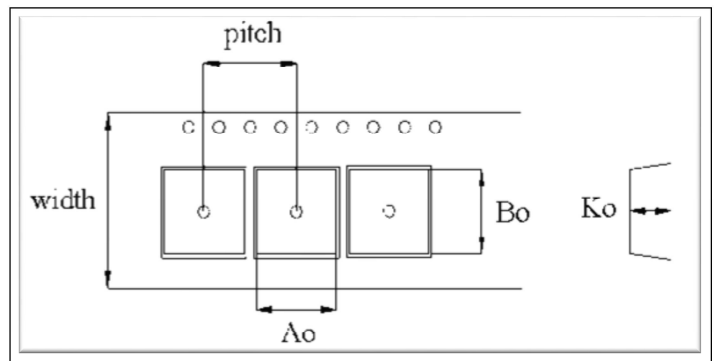
TAPE & REEL



∅ (Reel) Bobine: 18, 33cm & 38cm



Position of the domes



Reel dimensions

Dome ∅ mm	Width* mm	Pitch mm	Ao mm	Bo mm	Ko mm	Qty/ Reel	Qty/ Reel	Qty/ Reel
						∅18 cm	∅33 cm	∅38 cm
8.5	16	12	7.25	7.25	1.10	1 000	4 500	6 500
10.5	16	12	9.30	9.30	1.10	1 000	4 500	6 500
12.2	24	16	10.35	10.35	1.15	800	3 000	4 000

All dimensions in mm
 Dimensions may vary depending on type of reels*.
 Please indicate dimensions needed.

Reference R for 'Reel'

Example: Dome 12.2mm, AF 320 g, without Dimple, Nickel plated.

4LN12.2-320NI-RD – Dome in standard position with contact side down– (Legs Down)

4LN12.2-320NI-RU - Dome with contact side facing up - (Legs Up)